

NITECORE®

KEEP INNOVATING

NEF03 User Manual



⚠ IMPORTANT

- Thanks for purchasing NITECORE!
Please read this manual carefully before using the product and follow the instructions.
- This manual contains important safety information and operating instructions. Please keep it for future reference.
- In case of updates, please refer to the latest version available on the official website.

⚠ Warning

1. CAUTION! Possible dangerous radiation! DO NOT stare directly into the light beam or shine the light directly into the eyes of anyone!
2. DO NOT put your hands or any foreign objects into the running blades to avoid accidents or damage to the product.
3. The highest wind speed will not be available due to low power during use. Please recharge the product as soon as possible.
4. DO NOT use the product in damp environments to avoid malfunction or damage.
5. DO NOT disassemble, modify or repair the product as doing so will render the product warranty invalid. Please refer to the warranty section in the manual for complete warranty information.
6. Please charge the product with a specified voltage.
7. DO NOT place the product close to the fire to avoid accidents and damage to the product.
8. Please store the product in cool and dry places. Keep the product out of reach of children.
9. Please keep the product clean to prevent water, insects, and foreign matters from entering the product, which may cause the product to fail to work.
10. DO NOT twist the charging cable or pull it forcibly during charging to avoid damage to the charging cable and prevent electricity leakage.
11. The product is designed to be used by adults. Children under 16 years old must be under adult supervision when using this product to avoid accidents.

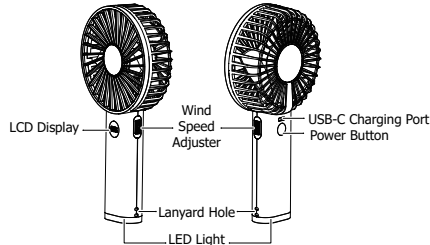
⚠ Battery Safety

Improper use of devices with built-in Li-ion batteries may result in severe battery damage or safety hazards such as combustion or explosion. DO NOT use the device if it is damaged. DO NOT disassemble, puncture, cut, crush, or incinerate the device. If any leakage or abnormal odor is noticed, stop using the device immediately. Dispose of the device/batteries in accordance with applicable local laws and regulations.

Features

- Stepless wind speed control available, up to 34 km/h (21.1 mph)
- LCD display to indicate the current wind speed setting and the remaining battery percentage
- Built-in 3,600mAh Li-ion battery with a max runtime of 24 hours
- Intelligent Li-ion battery charging circuit with a USB-C charging port
- LED light available at the bottom
- Made of durable ABS and PC materials

Product Overview



Specifications

Model	NEF03	
Capacity	3,600mAh	
Rated Input	5V-2A	
Rated Power	10W (MAX)	
Charging Time	3h (5V/2A Adapter)	
Dimensions	213.0mm x 105.6mm x 38.0mm (8.39" x 4.16" x 1.50")	
Weight	217g / 7.65 oz (Accessory Not Included)	
Rotational Speed	3,900 RPM (MAX)	
Wind Speed	34 km/h (21.1 mph) (MAX)	
Runtime of the Fan	Level 100 (MAX)	Level 01 (MIN)
	4h	24h
Runtime of the LED Light	63h	
	Accessory	USB-C Charging Cable

Charging Function

The NEF03 has an intelligent charging function. Please charge it before first use.

Power Connection: Use the USB cable to connect an external power supply (e.g. a USB adapter, a power bank, or other USB charging devices) to the charging port to begin the charging process. The charging time is approx. 3h (Charged via the 5V/2A Adapter).

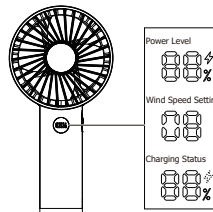
Charging Indication: During the charging process, the icon ⚡ on the LCD display will flash, and the battery percentage will show the current charging progress. Once the fan is fully charged, the icon ⚡ will remain on and the battery percentage shows 100%.

Note: The fan and the LED light are available during the charging process.

LCD Display

The NEF03 features an LCD display. Once the product is turned on, the LCD display will show the current wind speed setting and the remaining battery percentage.

- After turning on the fan, the LCD display will show the current wind speed setting (Level 01 – Level 100). If there is no operation for 5 seconds, the LCD display will automatically show the remaining



battery percentage. When adjusting the wind speed, the LCD display will show the current wind speed level.

- When only the LED light is turned on, the LCD display will show the remaining battery percentage.

Operating Instructions

Both the fan and the LED light can be used simultaneously or separately.

Fan

- **On:** When the fan is off, short press the Power Button to turn it on.
- **Off:** When the fan is on, short press the Power Button to turn it off.
- **Switching:** When the fan is on, rotate the wind speed adjuster to adjust from Level 01 to Level 100.

Lighting

- **On:** When the light is off, long press the Power Button to turn on the white light.
- **Off:** When the light is on, long press the Power Button to turn off the white light.

Maintenance

- Turn off the power before cleaning the NEF03.
- Wipe the body and the fan covers with a dry cloth.
- DO NOT clean the product with water or any other liquids.
- Clean the fan covers promptly if dust or debris accumulates to prevent dust from entering the fan.

Warranty Service

All NITECORE® products are warranted for quality. Any DOA / defective product can be exchanged for a replacement through a local distributor / dealer within 15 days of purchase. After that, all defective/malfunctioning NITECORE® products can be repaired free of charge within 12 months from the date of purchase. Beyond 12 months, the charge for accessories, replacement parts and delivery shall be at your own expenses.

The warranty will be nullified if

1. the product(s) is / are broken down, reconstructed and / or modified by unauthorized parties.
2. the product(s) is / are damaged due to improper use.

For the latest information on NITECORE® products and services, please contact a local NITECORE® distributor or send an email to service@nitecore.com.

※ The trademarks and product images specified herein this user manual are for reference purposes only. The copyright belongs to their lawful holders.

※ All images, texts and statements specified herein this user manual are for reference purposes only. Should any discrepancy occur between this manual and information specified on www.nitecore.com, Sysmax Innovations Co., Ltd. reserves the rights to interpret and amend the content of this document at any time without prior notice.

SYSMAX Innovations Co., Ltd.

TEL: +86-20-83862000
FAX: +86-20-83882723
E-mail: info@nitecore.com
Web: www.nitecore.com
Address: Unit 6355, 5/F, No.1021 Gaoop Road, Tianhe District, Guangzhou, 510653, Guangdong, China



📌 Please find us on facebook : Nitecore Outdoor Electronics
Thanks for purchasing NITECORE!

NITECORE® 奈特科尔 NEF03 使用说明书



重要提示

- 感谢您购买 NITECORE 的产品！
- 使用本产品前请仔细阅读本说明书，并严格按照说明书操作。
- 说明书包含重要的安全警示和操作说明，请妥善保管，以便日后查阅。
- 本说明书如有更新，请以官网最新版本的说明书为准。

注意事项

1. 请勿将光线直接照射眼睛或直视光源，以免对眼睛造成伤害。
2. 请勿将手或异物插入运转的风扇中，以免发生意外或可能会导致产品损坏。
3. 风扇在正常使用时，当剩余电量过低，将无法使用最高挡风速，请及时给风扇充电。
4. 请勿在潮湿环境中使用本产品，接触水可能会导致产品故障或损坏。
5. 请勿自行拆解、更改或修理本产品，可能会导致保修服务失效，详情请查看保固条款。
6. 请勿使用超过规定电压的适配器为本产品充电。
7. 请勿将产品靠近火源，以免发生意外和可能会导致产品损坏。
8. 请将产品存放在阴凉干燥以及小孩无法接触到的地方。
9. 请定时清洁风扇，避免因为水滴、虫子或异物进入内部，导致风扇不能正常运转。
10. 请勿在充电过程中继续充电线或用力拉扯充电线，避免充电线损坏，也防止电源漏电。
11. 未成年人需在监护人陪同下使用本产品，避免发生意外。

电池安全

不当当使用内置锂电池的设备，可能会损坏电池或引发燃烧、爆炸等危险。若本品损坏，请勿使用。请勿拆卸、刺穿、切割、挤压、焚烧本品。如果发现有任何泄漏或异味，应立即停止使用本品并将其安全处理。请根据适用的当地法律和法规处置设备 / 电池。

广州希脉创新科技有限公司

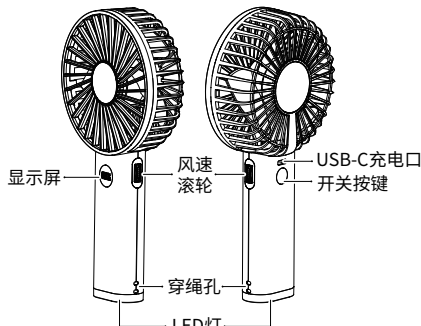
咨询热线: +86-20-83862000
销售邮箱: info@nitecore.com
网 址: www.nitecore.cn
地 址: 广东省广州市天河区高普路 1021 号 5 楼 6355 号
邮 编: 510653



产品特性

- 设有无极调风，最高风速可达 34km/h
- 设有 LCD 显示屏，提示当前风速档位和剩余电量
- 内置 3600mAh 聚合物锂电池，长达 24 小时续航
- 配备智能锂电池充电电路，USB-C 直充
- 底部配有夜灯
- 机身外壳采用 ABS+PC 材质，坚固耐磨

产品示意图



基本参数

产品型号	NEF03	
电池容量	3600mAh	
额定输入	5V=2A	
额定功率	10W (MAX)	
充电时间	3 小时 (5V/2A 适配器)	
产品尺寸	213.0mm x 105.6mm x 38.0mm (8.39" x 4.16" x 1.50")	
产品重量	217g / 7.65oz (不含配件)	
转速	3900RPM (MAX)	
风速	34km/h (MAX)	
风扇续航时间	100 挡 (MAX)	01 挡 (MIN)
	4 小时	24 小时
照明续航时间	63 小时	
配件	USB-C 充电线	

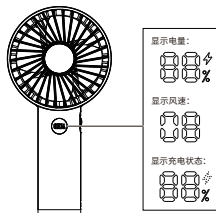
充电

NEF03 自带智能充电功能，初次使用前，请先充电。

连接电源: 把充电线一端连接至 USB 充电接口，另一端接上电源 (适配器、移动电源或其他充电设备) 即可进行充电。充电时间约为 3 小时 (5V/2A 适配器)。

充电提示: 当风扇处于正常充电状态时，显示屏会闪烁，电量百分比提示当前充电进度；当充电完成后，显示屏会亮，电量百分比显示 100%。

注: 充电状态可正常使用风扇功能和照明功能。



多功能显示屏

NEF03 设有多功能显示屏。每次开启，显示屏将会显示当前信息 (风速档位、剩余电量百分比)。

- 开启风扇功能时，显示屏会显示当前风速档位 (01-100 挡)，无操作 5 秒后，自动显示当前剩余电量百分比；调档时，显示屏显示当前风速档位。
- 单独开启照明功能时，显示屏会显示当前剩余电量百分比。

操作指示

本品可同时使用风扇功能和照明功能，也可单独使用风扇功能和照明功能。

风扇功能

- 开启: 风扇关闭状态下，短按开关按键，即可开启风扇功能。
- 关闭: 风扇开启状态下，短按开关按键，即可关闭风扇功能。
- 档位切换: 风扇开启状态下，转动风速滚轮，风速档位将在 01-100 挡之间来回切换。

照明功能

- 开启: 照明关闭状态下，长按开关按键，开启白光照明。
- 关闭: 照明开启状态下，长按开关按键，关闭白光照明。

维护与保养

- 对本品进行清洁前，请确保 NEF03 已关闭。
- 用干抹布擦拭机身和风扇。
- 禁止用水或其他液体清洗本产品。
- 当风扇有灰尘或异物请及时清理，避免灰尘掉入风扇内部。

保固服务

NITECORE® 产品拥有售后保固服务。在购买本产品的 15 天内，如果有任何质量问题均可向经销商要求免费更换。在购买本产品的 12 个月内享受免费保固服务。在超过 12 个月免费保固期后，厂家将收取相应的材料费以及快递费。

本保固规则不适用于以下情况:

1. 人为破坏，拆解，改装本产品。
2. 错误操作导致产品损坏。

如对奈特科尔产品有任何疑问，欢迎联系当地的代理商或发邮件到 4008869828@nitecore.cn

※ 本说明书中出现的商标及其产品图片版权属于其合法持有人，此处仅作展示所用。

※ 本说明书的所有图片、陈述及文字信息仅供参考，请以官网 www.nitecore.cn 实际信息为准。广州希脉创新科技有限公司拥有对说明书内容的最终解释权 and 修改权。

了解 NITECORE 奈特科尔最新动态，欢迎关注:

@NITECORE 奈特科尔
@NITECORE 奈特科尔

