

NITECORE®

ALL-ROUND Flashlight Expert

SRT3 Defender

User Manual

Features

- Purpose-designed for law enforcement, self-defense and outdoor applications.
- The world's first line of flashlights to feature third generation SSR (smart selector ring) technology
- Smoothly and rapidly select brightness levels and function by rotating a smart selector ring
- Utilizes the latest CREE XM-L (XM-L2 U2) LED for a maximum output of up to 550 lumens
- Second generation of 'Crystal Coating Technology' along with 'Precision Digital Optics Technology' provide extreme reflector performance
- Boasts a peak beam intensity of 4,500cd and a throw distance of up to 134 meters (ANSI FL1)
- High efficiency circuit board provides up to 200 hours runtime on lowest output level
- Equipped with unique multi-colored (red and blue) tactical / signaling lights
- Infinite brightness adjustment from 0.1 to 550 lumens
- Six rapidly switchable functions to select from
- Reverse polarity protection
- Stainless steel titanium-plated clip
- Stainless steel retaining ring protects core components from damage
- Toughened ultra-clear mineral glass with anti-reflective coating
- Constructed from aero grade aluminum alloy
- Robust HAIII military grade hard-anodized
- Waterproof in accordance with IPX8 (two meters submersible)
- Impact resistant to 1 meter
- Tail stand capability

Dimensions

Length: 100mm (3.9")
117mm (4.6") (with AA extension tube)
Head diameter: 25.4mm (1")
Tube diameter: 24.3mm (0.96")
Weight: 73g (2.57oz) (without battery)
87g (3.07oz, without battery) (with AA extension tube)

Accessories

Quality holster, removable clip, AA extension tube, lanyard, spare tail cap button and spare O-ring

Battery Options

	TYPE	Nominal voltage	Compatible
Primary Lithium battery	CR123	3V	Y (Recommended)
Rechargeable Lithium battery	RCR123	3.7V	Y (Recommended)

With AA extension tube:

	TYPE	Nominal voltage	Compatible
Primary AA battery	AA	1.5V	Y (Recommended)
Rechargeable AA battery	AA	1.2V	Y (Recommended)
Rechargeable Li-ion battery	14500	3.7V	Y (Recommended)
Primary AA Lithium battery	L91	1.5V	Y

Output & Runtime

	1 x NL166(RCR123)		1 x CR123		1 x AA	
	TURBO	LOWER	TURBO	LOWER	TURBO	LOWER
Output	550* LUMENS	0.1* LUMEN	330* LUMENS	0.1* LUMEN	180* LUMENS	0.1* LUMEN
Runtime	45min	150h	1h 15min	200h	1h	200h
Beam Distance	134m	—	105m	—	79m	—
Beam Intensity	4500cd	—	2800cd	—	1550cd	—
Impact Resistance	1m					
Waterproof	IPX8, 2m					

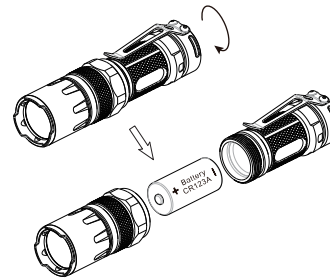
NOTICE: The above data has been measured with one x 3.7V 650mAh RCR123 battery, one x 3V 1550mAh CR123 battery and one x 1.2V 2500mAh AA battery under laboratory conditions. The data may vary slightly during real-world use due to battery type, individual usage habits and environmental factors.

*Infinite brightness adjustment varies from 0.1 to 550 lumens and is manually adjusted by rotation of the Smart Selector Ring. Subsequently, runtimes will vary anywhere from 45 minutes to 150 hours depending on chosen level of output.

Battery Installation

Insert one (R)CR123 battery with the positive pole pointing forward (toward the light head).

Switching ON/OFF



NOTE:

1. Ensure batteries are inserted with the positive (+) end pointing to the head. The SRT3 will not operate with incorrectly inserted batteries.
2. Ensure when turning the SRT3 on, the beam is directed away from the eyes of people or animals.

To switch ON: Press the button on the tailcap until a "click" is heard.

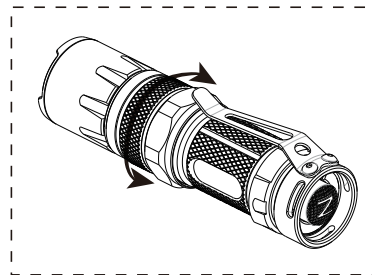
To switch OFF: Press the button on the tailcap a second time until a "click" is heard.

Momentary Illumination

Momentary illumination can be achieved by switching the flashlight off and then half pressing and holding the tail switch. Release switch to turn the light off.

Adjusting Output

With the light turned on, slowly rotate the Smart Selector Ring (adjacent to the bezel) in a counter-clockwise direction to cycle through the following brightness levels: beacon -> SOS -> police warning signal -> blue mode -> red mode -> lower mode -> infinite brightness modes -> turbo mode -> strobe mode. These modes may be cycled through in reverse by rotating the Smart Selector Ring in a clockwise direction.



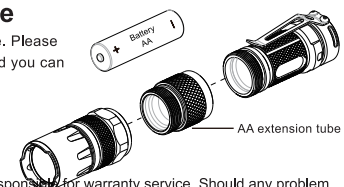
Note: When using the SRT3 in infinite brightness mode, runtime will increase when lower levels of output are selected. For user safety and to prevent overheating / failure, the SRT3 will automatically switch to high mode after three minutes of use in Turbo mode. Slowly rotate the Smart Selector Ring or press the tail switch again to reactivate turbo mode when needed.

Maintenance

Every 6 months, threads should be wiped with a clean cloth followed by a thin coating of silicon-based lubricant.

Using AA extension tube

The SRT3 can utilize one AA extension tube. Please follow the diagram to assemble the body, and you can use one AA battery to power the light.



Warranty Details

Our authorized dealers and distributors are responsible for warranty service. Should any problem covered under warranty occurs, customers can contact their dealers or distributors in regards to their warranty claims, as long as the product was purchased from an authorized dealer or distributor. NITECORE's Warranty is provided only for products purchased from an authorized source. This applies to all NITECORE products.

Any DOA / defective product can be exchanged for a replacement through a local distributor/dealer within the 15 days of purchase. After 15 days, all defective / malfunctioning NITECORE® products can be repaired free of charge for a period of 60 months (5 years) from the date of purchase. Beyond 60 months (5 years), a limited warranty applies, covering the cost of labor and maintenance, but not the cost of accessories or replacement parts.

The warranty is nullified if the product(s) is/are broken down, reconstructed and/or modified by unauthorized parties, or damaged by batteries leakage.

For the latest information on NITECORE® products and services, please contact a local NITECORE® distributor or send an email to service@nitecore.com.

※All images, text and statements specified herein this user manual are for reference purpose only. Should any discrepancy occurs between this manual and information specified on www.nitecore.com. Sysmax Industry Co., Ltd. reserves the rights to interpret and amend the content of this document at any time without prior notice.

SYSMAX Ind.

SYSMAX Industry Co., Ltd.

TEL: +86-20-83862000

FAX: +86-20-83882723

E-mail: info@nitecore.com

Web: www.nitecore.com

Address: Rm 2601-06, Central Tower, No.5 Xiancun Road, Tianhe District, Guangzhou, 510623, Guangdong, China

Please find us on facebook:
NITECORE Flashlight



Made in China

Thanks for purchasing NITECORE!